



DAILY SITUATION REPORT

COVID-19

BALUCHISTAN
PROVINCE



Updates from Operations Cell, Health Department, Govt. of Balochistan

Date: 08-05-2020

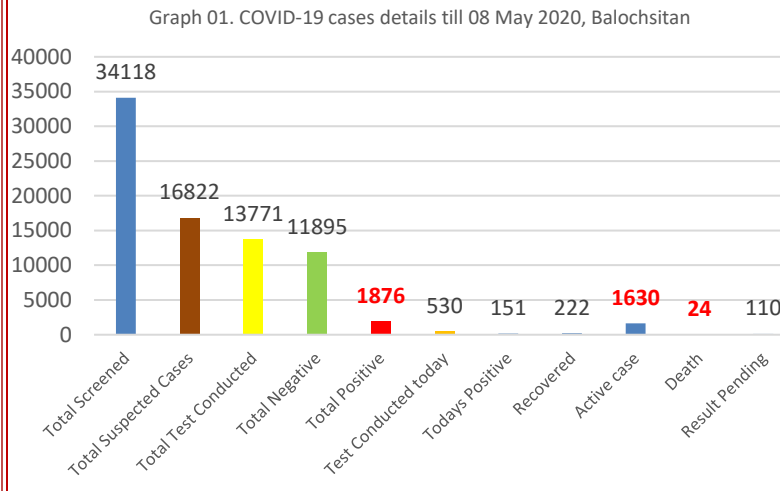
Updates till: 08:00 PM

Global data & Death:
3,947,015 / 271,715

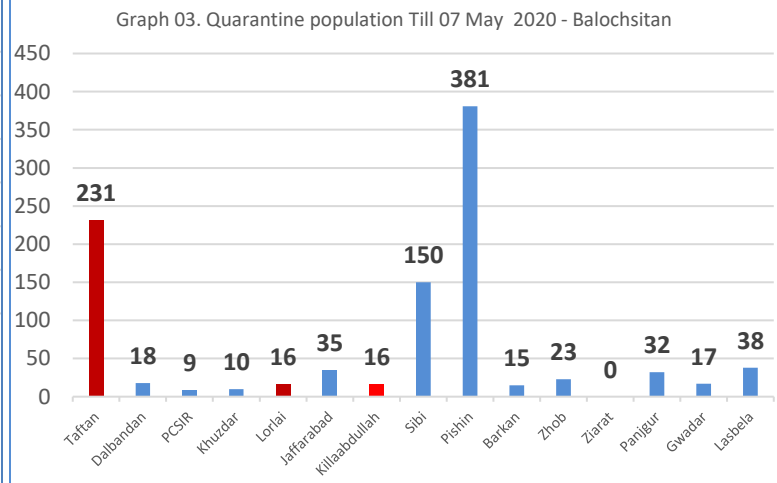
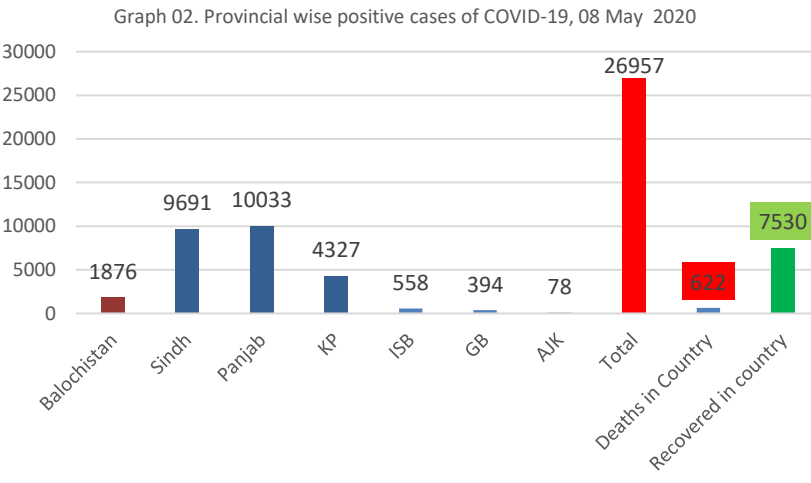
Recovered: **1,358,087**

1876 / 24

COVID-19 Cases / Deaths



Districts with Local transmissions & imported cases from other provinces



BALUCHISTAN HIGHLIGHTS

- COVID-19 is spreading very quickly in Balochistan through LOCAL TRANSMISSION. The number of confirmed cases has risen to **1876** with **151** new cases including overall **24** deaths (CFR 1.2). The active cases are **1630**.
- Local transmission is increasing, out of **1876**, **91%** (**1,720**) cases are from local community, Quetta (**1,511**), Chagai (**17**) Lorlai (**07**), Jaffarabad (**24**), Khuzdar (**01**), Mastung (**16**), Kharan, (**03**) Nushki (**03**), Pishin (**61**), Killabdullah (**34**), Sibi (**13**) Ziarat (**08**), Killasaifullah (**03**), Kohlu (**01**) Lasbela (**09**), Panjgur (**04**) and Harnai (**02**).
- Provincial and district Rapid Response team screened 1811 persons for COVID-19 and took 145 lab samples of suspected cases for further lab diagnosis.
- **13** patients recovered from SKBZ after two consecutive COVID-19 negative lab test. The total recovered are **222**.
- Secretary Health chaired a meeting with advisory committee related to construction of isolation hospital and infection treatment centre at Quetta.

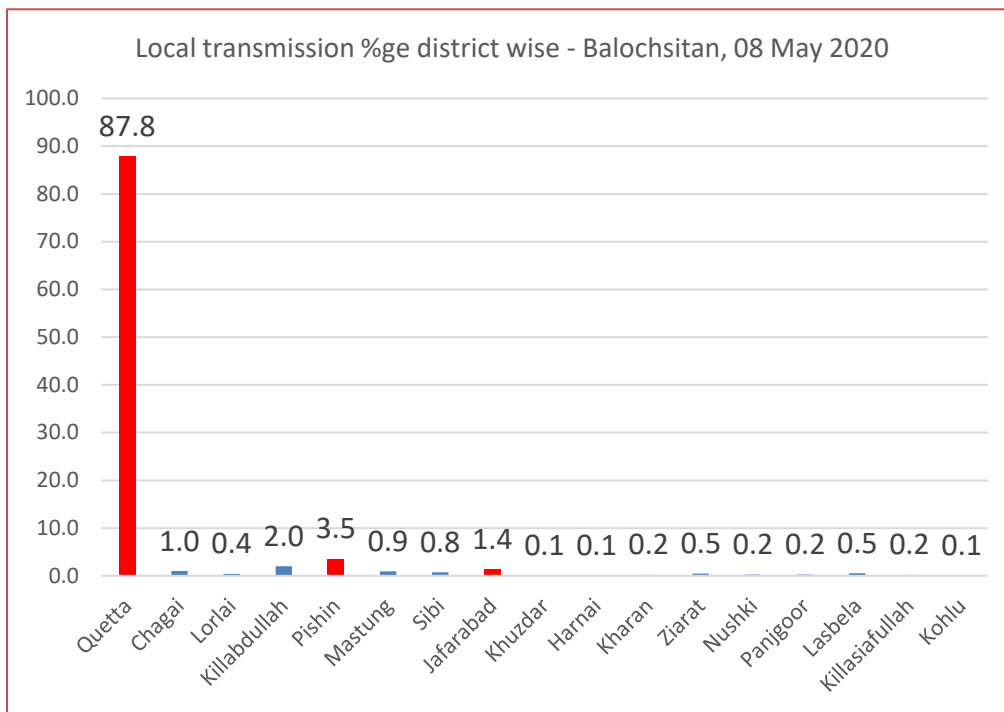
Total deaths are **24** in province due to Co-Morbidity associated with COVID-19. Highest numbers of deaths from Quetta (**18**) followed by Pishin (**04**) and (**1**) each from Lasbela and Sibi.

Death	Category with positive COVID-19
03	Renal Failure
06	Hypertension/Diabetes
14	ARDS/COPD
01	Carcinoma

13 patients recovered after two consecutive COVID-19 negative lab test. The total recovered are **222**.

- The most affected age group was 30-44 years 32.46% (n=560) followed by 15-29 years 28.23% (n=487).
- The highest attack rate (43/100000 population) was in age group 60+ years followed by 45-59 Years age group (AR=35/100000 population). The overall attack rate was 13/100000 population in Province. The male 79% (1362) were affected than females 21% (n=363). The male to female ratio was 3.8: 1.

Districts with Local transmission			
	Districts	%	Numbers
1	Quetta	87.8	1511
2	Chagai	1.0	17
3	Lorlai	0.4	7
4	Killabdullah	2.0	34
5	Pishin	3.5	61
6	Mastung	0.9	16
7	Sibi	0.8	13
8	Jafarabad	1.4	24
9	Khuzdar	0.1	1
10	Harnai	0.1	2
11	Kharan	0.2	3
12	Ziarat	0.5	8
13	Nushki	0.2	4
14	Panjgoor	0.2	4
15	Lasbela	0.5	9
16	Killasiafullah	0.2	3
17	Kohlu	0.1	1



Provincial Rapid Response team screened 1811 persons and took 145 lab samples of suspected for COVID-19. P.RRT attended meeting with Reference Lab officials chaired by Additional Secretary Health, the lab reporting mechanism and result sharing finalized with support of CMDU. The Positive cases data compiled by Data support staff at Operational Cell. P.RRT finalized the first draft of 100 Lab samples collection from all Districts of Balochistan.

PPHI-B/MERC Progress ((Dated 7th May 2020)
 Awareness sessions (Male & Female) 49. Peoples aware on COVID-19 in Communities (Male & Female) 506. People Scanned 2063 Screening Activities through PPHI-B 18. No of Suspect cases identified/ referred 00. MERC Collected 68 samples of Corona suspects.

Surveillance / Rapid Response Team / PDSRU/PEI
 As of today, following number of cases were reported by PEI staff through ODK (Dated 7th May 2020)

1. ILI = 460
2. SARI = 15
3. Suspected COVID Cases Reported by PEI Staff = 610
4. Suspected COVID Cases Investigated by PEI Staff = 655
5. Suspected COVID Cases became Positive = 75

EPIDEMIOLOGICAL ANALYSIS BY PDSRU OF 1725 CASES TILL 7th MAY 2020

PDSRU_FELTP is assisting Health Department in analysis of COVID-19 Cases. A total of one thousand and seven hundred twenty-five (1725) confirmed COVID-19 cases were reported from Balochistan. The case fatality rate was 1.4%. The mean age of cases were 35 years, median age was 33 years, and with age range of 2 months -94 years.

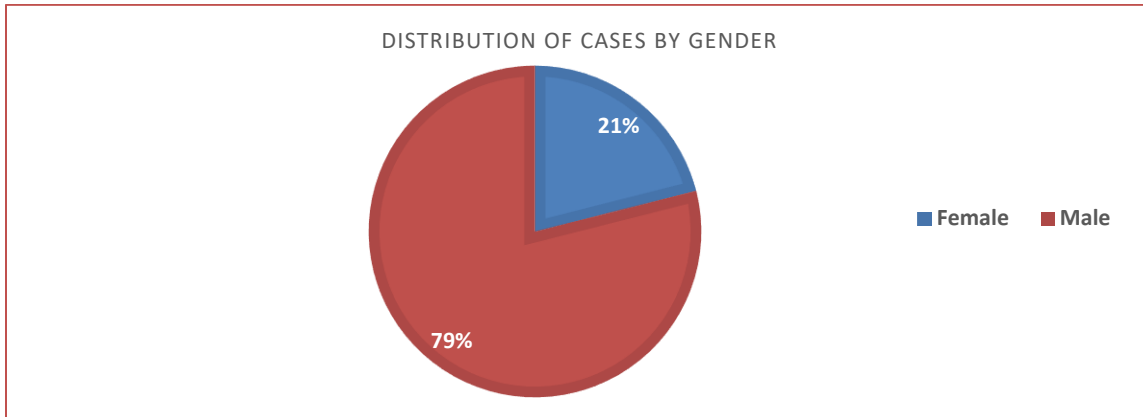
Mean Age	37 Years
Median Age	33 Years
Min age	2 Months
Max Age	94 Years

Age Group: The most affected age group was 30-44 years 32.46% (n=560) followed by 15-29 years 28.23% (n=487). The highest attack rate (43/100000 population) was in age group 60+ years followed by 45-59 Years age group (AR=35/100000 population). The overall attack rate was 13/100000 population in Province.


Age group (Y)	Number of Cases	Percentage	Population of that age Group	Attack rate/100000 population
<1-14	151	8.75%	6715115	2
15-29	487	28.23%	2832969	17
30-44	560	32.46%	2462510	23
45-59	311	18.03%	884338	35
60 +	127	7.36%	295446	43
Unknown	89	5.16%		
Grand Total	1725	100.00%	13190378	13

Note: population of Districts & UCS was taken from 2017 Censuses and population for year 2020 was calculated with growth rate of 2.4.

Gender Distribution: The male 79% (1362) were affected than females 21% (n=363). The male to female ratio was 3.8: 1.



The graph below shows the distribution of COVID-19 Confirmed cases by reporting sites in Balochistan



District wise Attack rate per 100000 per population Balochistan

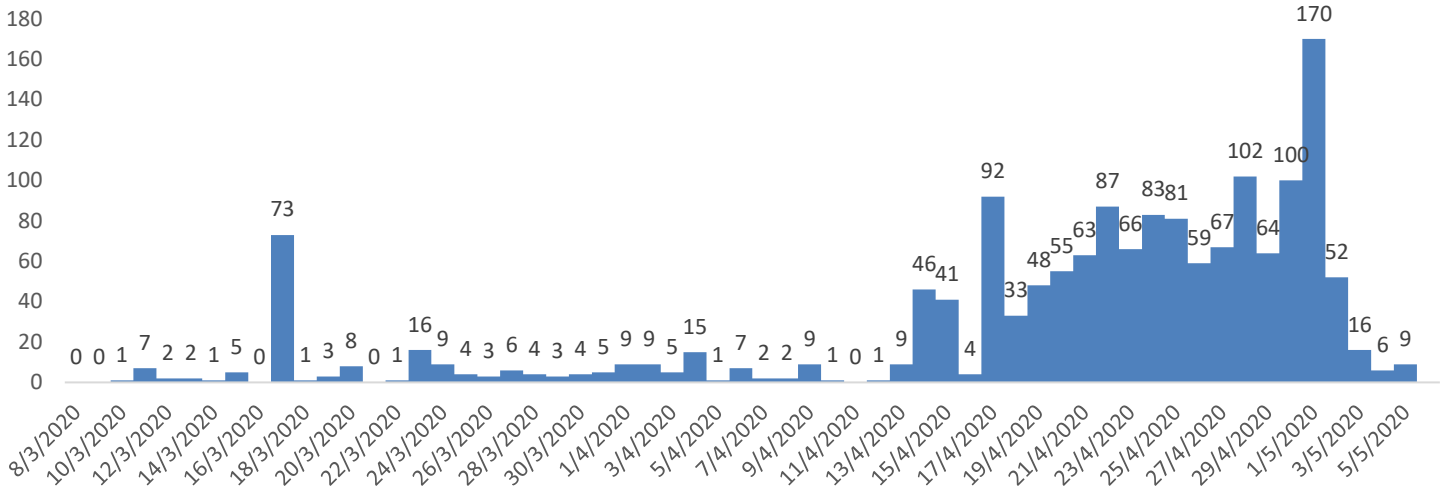
District	Number of Cases	Percentage	Population	Attack Rate/100000 population
Kohlu	1	0.06	229041	0.44
Killa Saif Ullah	3	0.18	366309	0.82
Lasbela	14	0.83	613651	2.28
Ziarat	7	0.42	171234	4.09
Lasbela	18	1.07	613651	2.93
Panjgoor	4	0.24	338079	1.18
Gwadar	1	0.06	171234	0.58
Sibi	13	0.78	144864	8.97
Harnai	2	0.12	103666	1.93
Kachhi	1	0.06	253275	0.39

<i>Kharan</i>	3	0.18	166854	1.80
<i>Khuzdar</i>	1	0.06	857187	0.12
<i>Mastung</i>	18	1.07	284723	6.32
<i>Musakhail</i>	1	0.06	178464	0.56
<i>Sohbatpur</i>	1	0.06	214282	0.47
<i>Zhob</i>	2	0.12	331827	0.60
<i>Pishin</i>	68	4.05	786705	8.64
<i>Killa Abdullah</i>	36	2.15	809499	4.45
<i>Chaghi</i>	11	0.66	241498	4.55
<i>Nushki</i>	5	0.30	191050	2.62
<i>Loralai</i>	8	0.48	424636	1.88
<i>Jaffarabad</i>	23	1.37	549028	4.19
<i>Quetta</i>	1454	86.70	2431666	59.79
<i>Grand Total</i>	1677	100.00	9263422	18.10

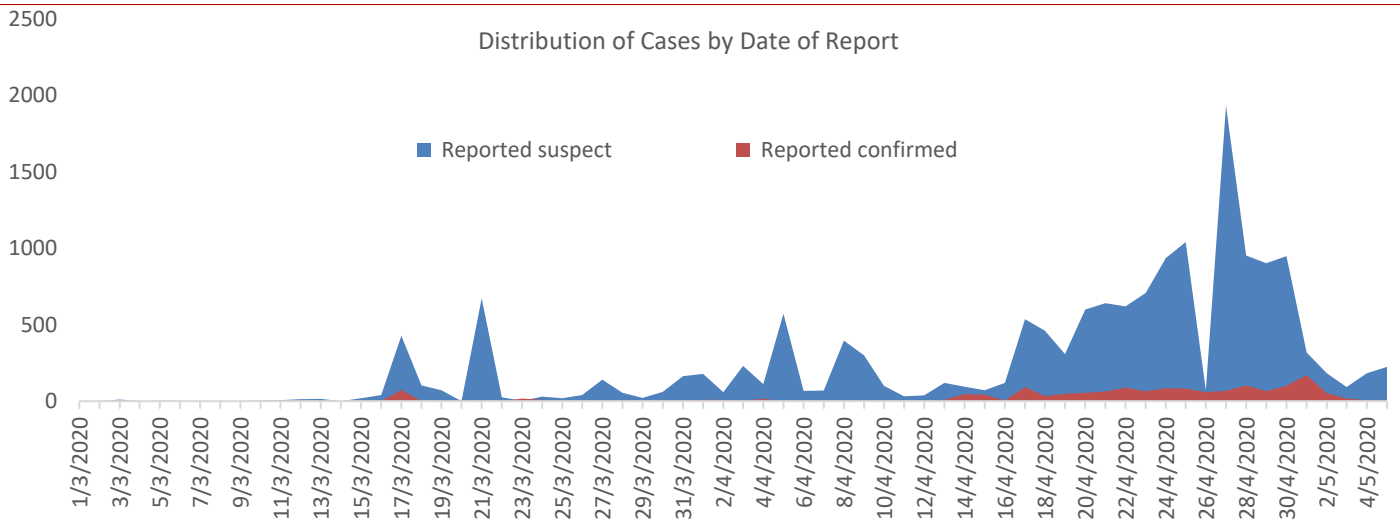
Union Council Wise Distribution of Cases and Attack Rate /10000 District Quetta (n=1386)

<i>Union Council</i>	<i>Number of Cases</i>	<i>Percentage</i>	<i>Population of UC</i>	<i>Attack Rate/ 10000 population</i>
<i>6 & 7</i>	97	7.00	29706	32.65
<i>Hazara Town</i>	73	5.27	84341	8.66
<i>10 B</i>	28	2.02	43265	6.47
<i>5, 9</i>	166	11.98	60706	27.34
<i>Sheikhan</i>	27	1.95	33147	8.15
<i>W 8</i>	79	5.70	65418	12.08
<i>Kharotabad 1</i>	259	18.69	66041	39.22
<i>Cantt</i>	123	8.87	58324	21.09
<i>W 12</i>	30	2.16	42659	7.03
<i>11, A</i>	23	1.66	95935	2.40
<i>10 C</i>	44	3.17	45776	9.61
<i>13 C</i>	57	4.11	77694	7.34
<i>Goharabad</i>	7	0.51	42224	1.66
<i>Zarghoonabad</i>	25	1.80	40400	6.19
<i>Kotwal A</i>	18	1.30	51412	3.50
<i>Kuchlak B</i>	3	0.22	52106	0.58
<i>Samangli</i>	6	0.43	71059	0.84
<i>10, A</i>	40	2.89	43666	9.16
<i>Ahmad Khanzai B</i>	72	5.19	83535	8.62
<i>Baleli A</i>	31	2.24	34488	8.99
<i>Baleli B</i>	33	2.38	39694	8.31
<i>GOR</i>	57	4.11	34965	16.30
<i>13 A</i>	16	1.15	29024	5.51
<i>1,2,3,4</i>	16	1.15	14494	11.04
<i>13 E</i>	13	0.94	56906	2.28
<i>Punj pai Camp</i>	1	0.07	12594	0.79
<i>Kuchlak A</i>	27	0.02	66041	4.09
<i>Hanna</i>	4	0.29	18071	2.21
<i>Kechbaig</i>	6	43.29	34000	1.76
<i>Geoside</i>	4	28.86	76641	0.52
<i>13 D</i>	1	0.07	46265	0.22
<i>Grand Total</i>	1386	169.50	1550597	8.94

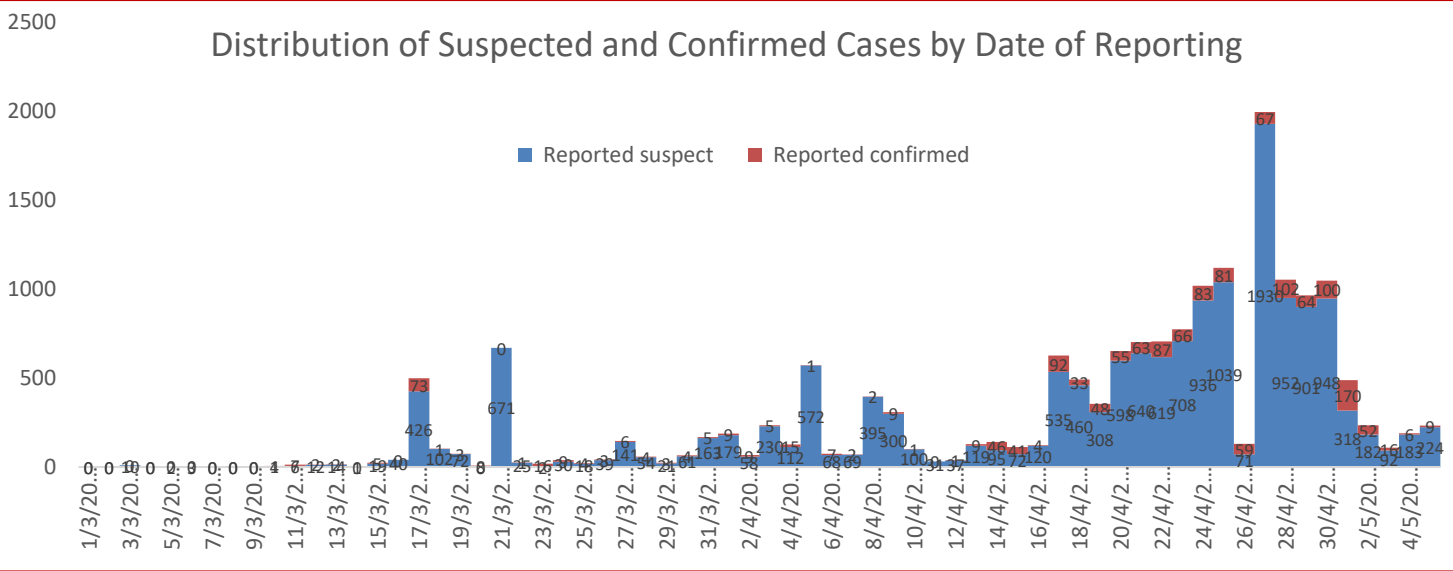
Distribution of Confirmed Cases by Date of Reporting

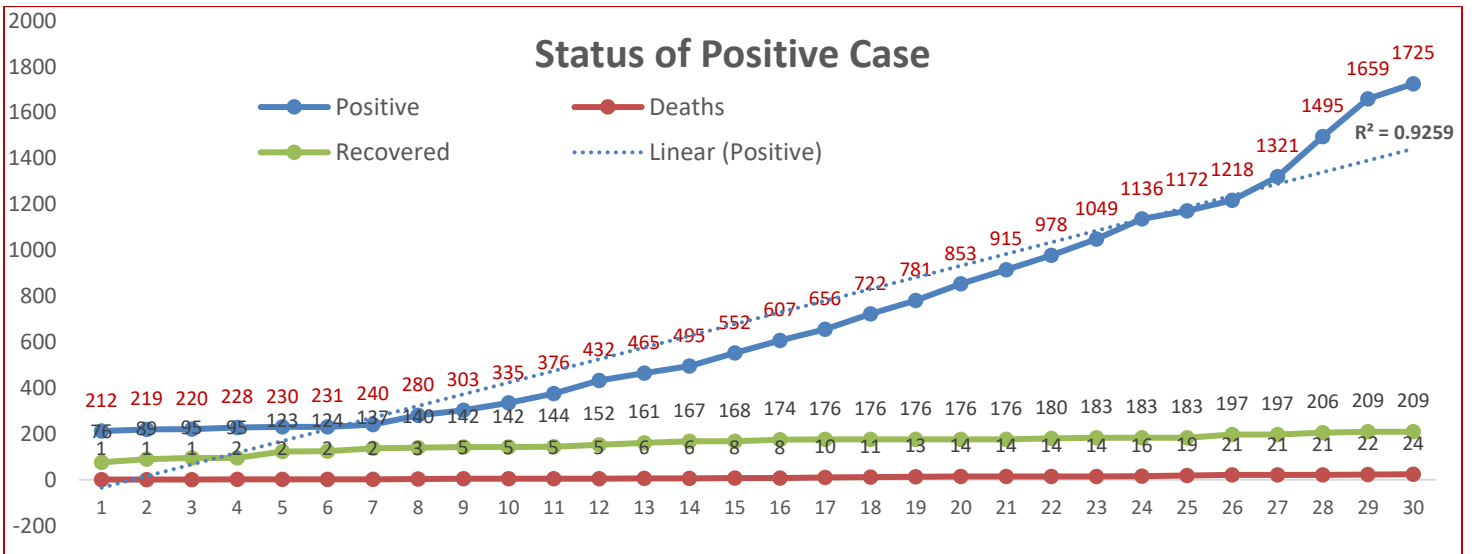
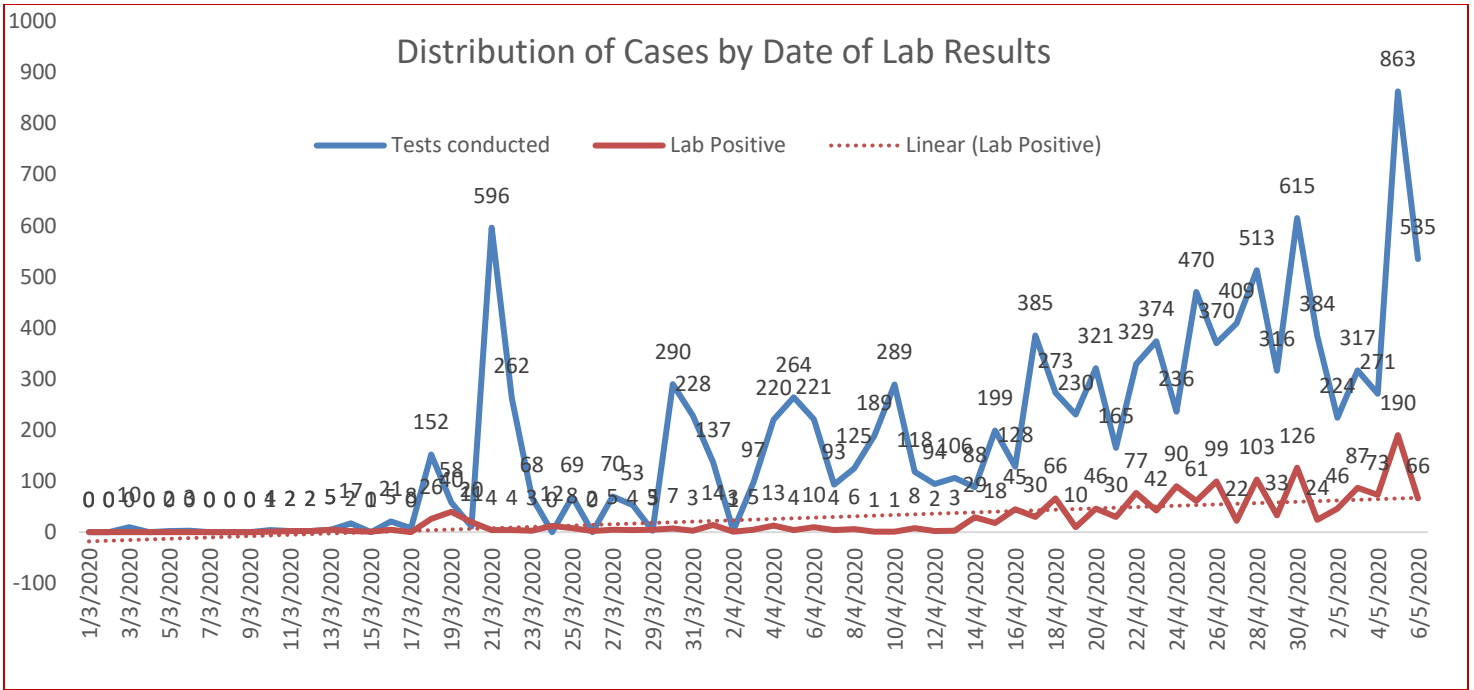


Distribution of Cases by Date of Report



Distribution of Suspected and Confirmed Cases by Date of Reporting





Transmission pattern of COVID-19:

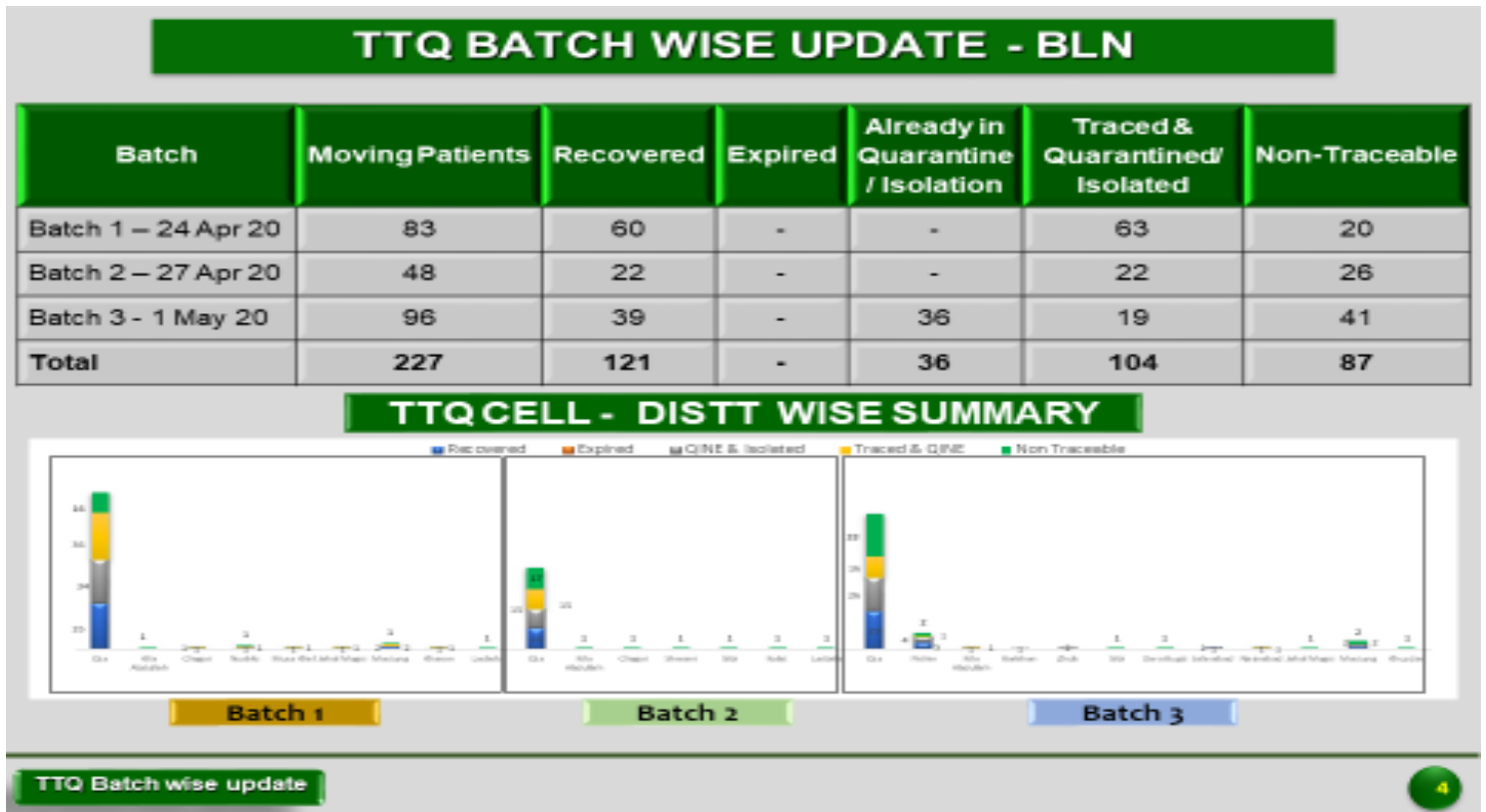
Type of Transmission	Number of Cases	Percentage
Imported cases (International Travel History)	144	8.35%
Local transmission	1581	91.65%
Grand Total	1725	100.00%

Number of Days of positive Cases Remained admitted OR become Negative:

Mean Day of to become negative/ Hospitalized/Home Quarantine	21
Median Day of to become negative/Hospitalization/Home Quarantine	19
Minimum number of Days admitted by Positive Case	7
Maximum Number of Days Admitted by positive Case	27
Recovery Rate	12%

Clinical Pattern of Disease:

Clinical Picture	Number of Cases	Percentage
Mild	1354	78.49%
Fever	208	12.06%
Cough	178	10.32%
Runny Nose	75	4.35%
Body ache	163	9.45%
Head Ache	103	5.97%
Sore Throat	82	4.75%
Rigors	2	0.12%
Shortness of Breath	47	2.72%
No Information of symptoms	74	4.29%



CONTACT:

<p style="color: red; font-weight: bold; font-size: 1.2em;">DR. SALEEM ABRO</p> <p>Director General Health Services Provincial Health Directorate, Quetta – Balochistan Tel: +92-81-9211356, Email: dghs_balochistan@yahoo.com</p>	
<p style="color: red; font-weight: bold;">Dr. NAQEEBULLAH NIAZI</p> <p>COVID-19 Operational Cell Tel: +92-300-3869070</p>	<p style="color: red; font-weight: bold;">Dr. SARMAH KHAN</p> <p>COVID-19 Operational Cell Tel: +92-321-2729110</p>
<p style="color: red; font-weight: bold;">Dr. EHSAN LARIK</p> <p>PDSRU – Technical Support Officer Mob # 0332-7977162</p>	<p style="color: red; font-weight: bold;">Dr. DAWOOD RIAZ</p> <p>NPO Public Health Surveillance/ World Health Organization +92 320 7804297 / +92 320 780429 / riazd@who.int / drdawoodriaz@gmail.com</p>
<p style="color: red; font-weight: bold;">Dr. SAMI TAREN</p> <p>Rapid Response Team lead, COVID-19 Operational Cell. +92 081- 2822762</p>	



محکمہ صحت کنٹرول روم برائے کرونا وائرس۔



محترم جناب وزیر اعلیٰ بلوچستان ، چیف سیکرٹری بلوچستان اور سیکریٹری ہیلتھ کی خصوصی ہدایت پر محکمہ صحت نے کورونا وائرس کے لئے کنٹرول روم قائم کیا گیا ہے۔
کورونا وائرس سے متعلق کسی بھی قسم کی معلومات اور ہدایات جاننے کے لئے مندرجہ ذیل نمبروں پر 24 گھنٹے رابطہ کیا جاسکتا ہے۔



1. محکمہ صحت کنٹرول روم برائے کرونا وائرس۔ 081-9202080
2. ہیلپ لائن نمبر۔ 1166

مزید معلومات کے لیے پتہ کمرہ نمبر۔ 28 بلاک نمبر۔ 9 سول میگز ٹریٹ کوئٹہ۔

Control Room Health Dept Govt. of Balochistan operational 24/7 for any kind of information & coordination regarding COVID-19 activities in Balochistan 081-9202080 / 111-400-400.

